/ Descriptions

TO-220F

Schottky Barrier Diode in a TO-220F Plastic Package.

/ Features

Low power loss,high efficiency.

/ Applications

For use in low voltage,high frequency inverters, free wheeling, and polarity protection applications.

/ Equivalent Circuit

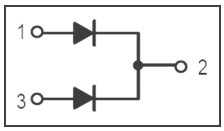

/ Pinning



PIN1 Anode PIN 2 Cathode PIN 3 Anode

/ h_{FE} Classifications & Marking

See Marking Instructions

Parameter	Symbol	Rating

/ Electrical Characteristic Curve

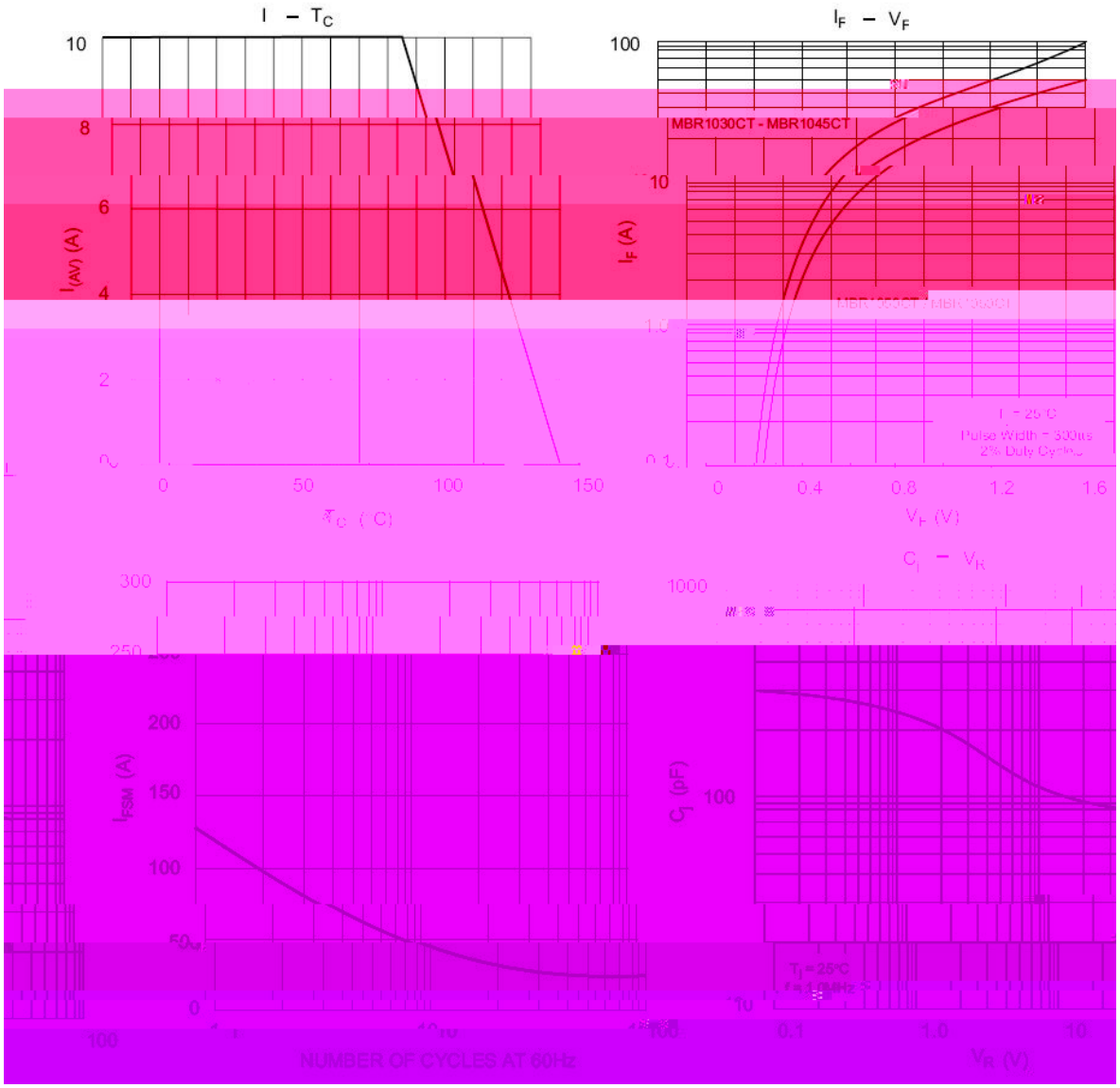

/ Package Dimensions



/ Marking Instructions



BR

MBRF1045

CT:

****

Note:

BR:	Company Code
MBRF1045:	Product Type.
CT:	Internal Structure
****:	Lot No. Code, code change with Lot No.

( ) / Temperature Profile for Dip Soldering(Pb-Free)

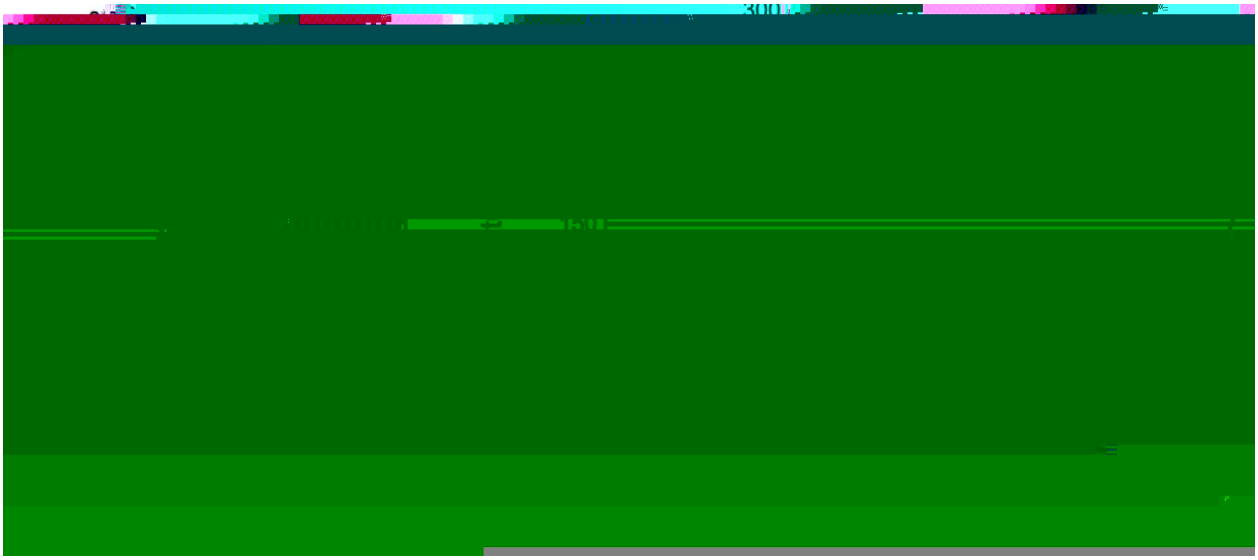

					Note:
1	25	150		60 90sec;	1.Preheating:25~150 , Time:60~90sec.
2	255±5			5±0.5sec;	2.Peak Temp.:255±5 , Duration:5±0.5sec.
3			2 10 /sec.		3. Cooling Speed: 2~10 /sec.

/ Resistance to Soldering Heat Test Conditions

270±5	10±1 sec.	Temp.:270±5	Time:10±1 sec

/ Packaging SPEC.

/ BULK

Package Type	Units	Dimension	(unit mm^3)