MBRJ10150CT

Rev.E Mar.-2016

DATA SHEET

/ Descriptions

TO-220S ṂṂ Ŀ ⸗ g⁀ ‖ ˥ Schottky diode in a TO-220S Plastic Package.

/ Features

ˇΩ ǟ Ḥ ı ᾧ ' ᴀ

Low power loss, high efficiency.

/ Applications

ᵀᵒᵒᵒ ᴀ ḷ Ḥ ʀ ᶻ ɔ ᶫ ᵀΩ̣ ᶫ⁀ ‖ ˥ ı ˩ ᶫ⁀ ‖ ˥

For high frequency, high voltage, high current rectifier diode, freewheeling diode.

/ Equivalent Circuit

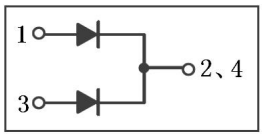

/ Pinning

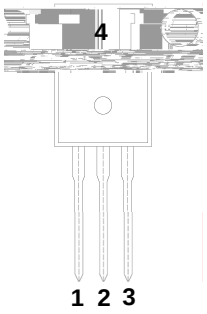

PIN1 χ Anode PIN 2 χ Cathode PIN 3 χ Anode PIN 4 χ NC

/ h_{FE} Classifications & Marking

ð ʍ ˥ ب ˝ See Marking Instructions.

v ̈Ω Parameter	ɬ N Symbol	̈Ω Ö Rating	D Ɉ Unit
Peak Repetitive Reverse Voltage Working Peak Reverse Voltage Reverse Voltage	V_{RRM} V_{RWM} V_{RM}	150	V
RMS Reverse Voltage	$V_{R(RMS)}$	105	V
Average Rectified Forward Current	$I_{F(AV)}$	2*5	A
Non Repetitive Peak Surge Current	I_{FSM}	100	A
Thermal Resistance Junction to Case	$R_{\theta Jc}$	3.5	/W
Junction Temperature Range	$T_{j\ MAX}$	150	
Storage Temperature Range	T_{stg}	-65 150	

v ̈Ω Parameter	ɬ N Symbol	⊥⊥ ;ǂ Ţ Test Conditions	ω ṇ Ö Min	Ɛ ʒ Ö Typ	ω ʑ Ö Max	D Ɉ Unit
Reverse Voltage	$V_{(BR)R}$	I_R=0.3mA	150			V
		I_F=5A T_j=25			0.85	V
Forward Voltage	V_F	I_F=5A T_j=125			0.70	V

s

/ Electrical Characteristic Curve

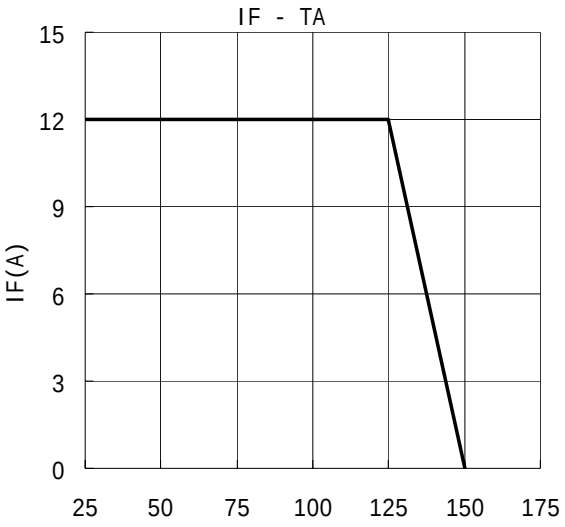

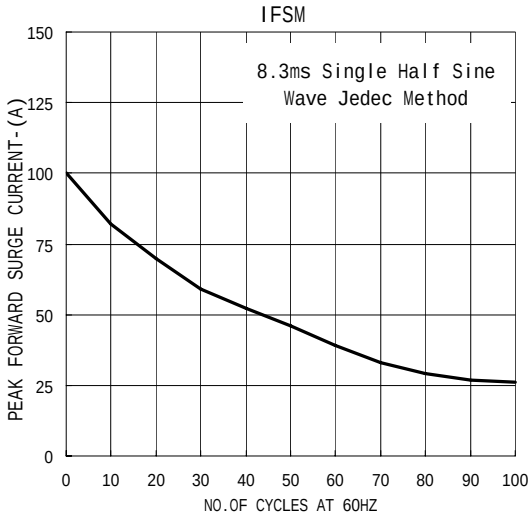

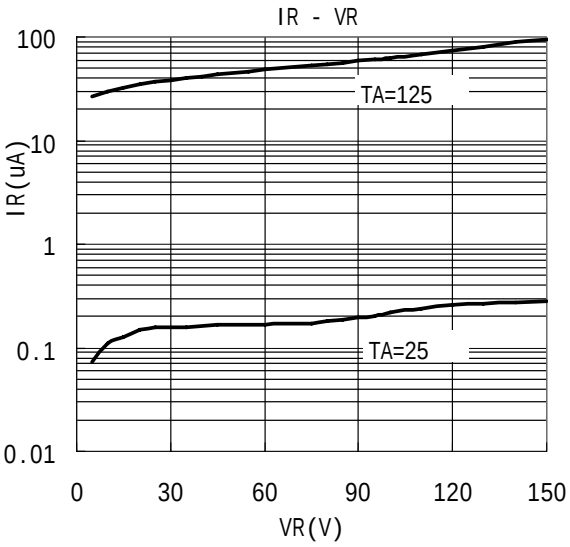

/ Package Dimensions

TO-220S Unit: mm

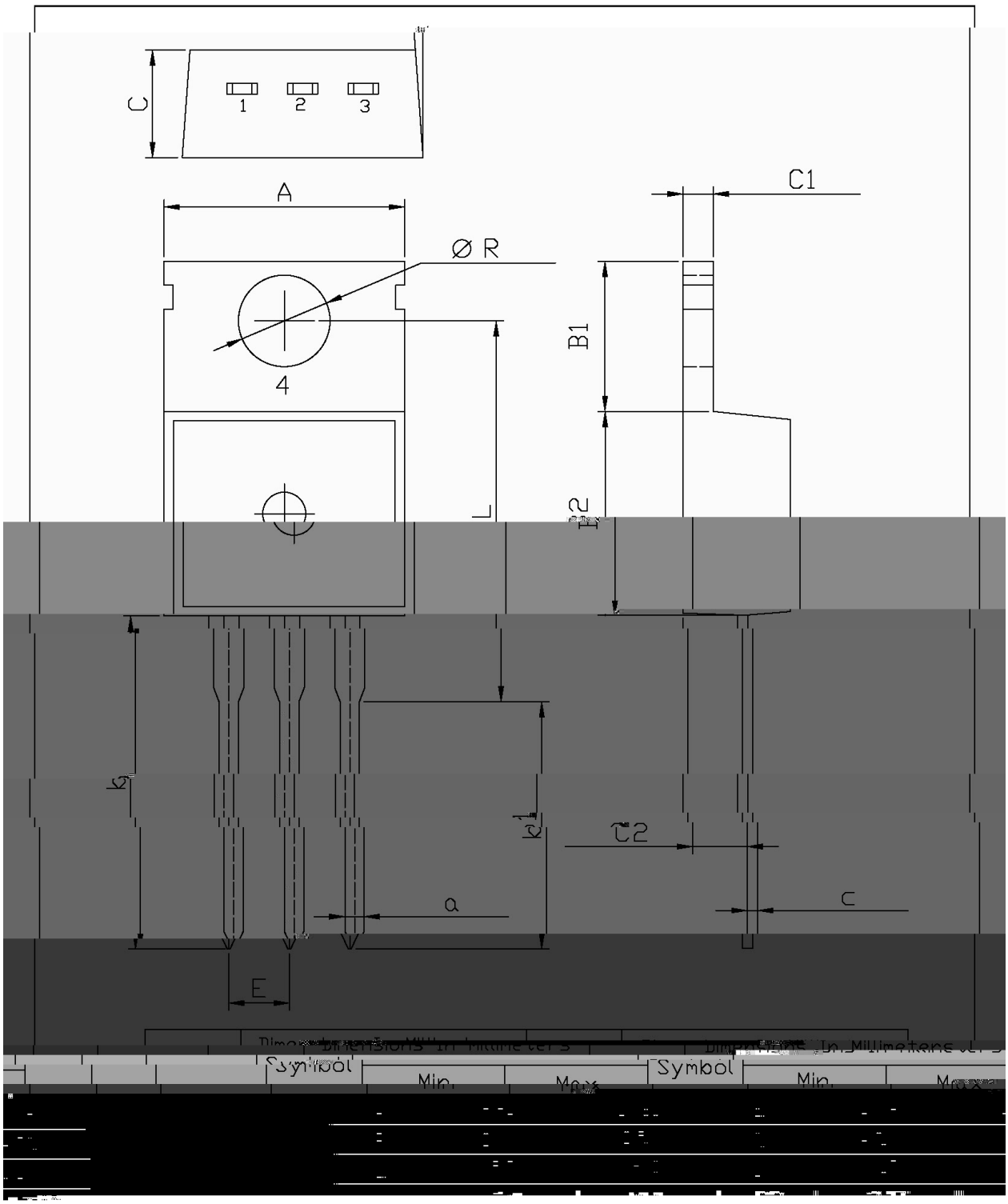

Symbol	Min.	Max.	Symbol	Min.	Max.

/ Marking Instructions

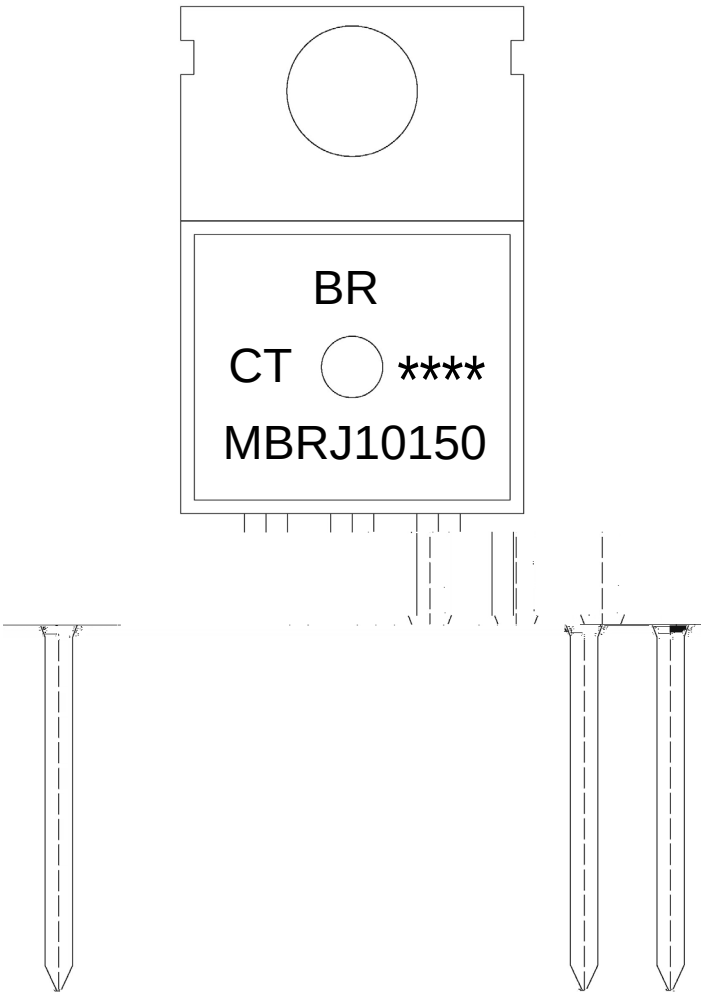

ب ˝ χ	
EU χ	ѭ ʒ ᴵᴵ Ɱ
P EUM43483 χ	ѭ ʒ ᴺ Ɱ
FW=	ѭ ɲ ɯ̂ ɹ ⎓
---- χ	ѭ ɨ ɾ ŋ̈ ᴺ Ɱ ɪ ɞ ɨ ɾ ŋ̈ ᴺ ᴹ ᴾ

Note:

BR:	Company Code
MBRJ10150 χ	Product Type.
CT:	Internal Structure
****:	Lot No. Code, code change with Lot No.

MBRJ10150CT

Rev.E Mar.-2016

DATA SHEET