/ Descriptions

TO-92 Thyristor in a TO-92 Plastic Package.

/ Features

High Blocking Voltage High Surge Current Capability.

/ Applications

Applied to high Voltage control circuit.

/ Equivalent Circuit

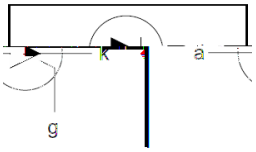

/ Pinning



PIN1 Anode PIN 2 Gate PIN 3 Cathode

/ h_{FE} Classifications & Marking

See Marking Instructions.

Parameter	Symbol	Test Conditions	Rating	Unit
Repetitive peak off-state voltages	V_{DRM}	T_j=-40 to 110 ,Sine Wave, 50 to 60Hz,Gate Open	100 200 400 600	V
Repetitive peak off-state voltages	V_{RRM}	MCR100-3 MCR100-4 MCR100-6 MCR100-8		

/ Marking Instructions

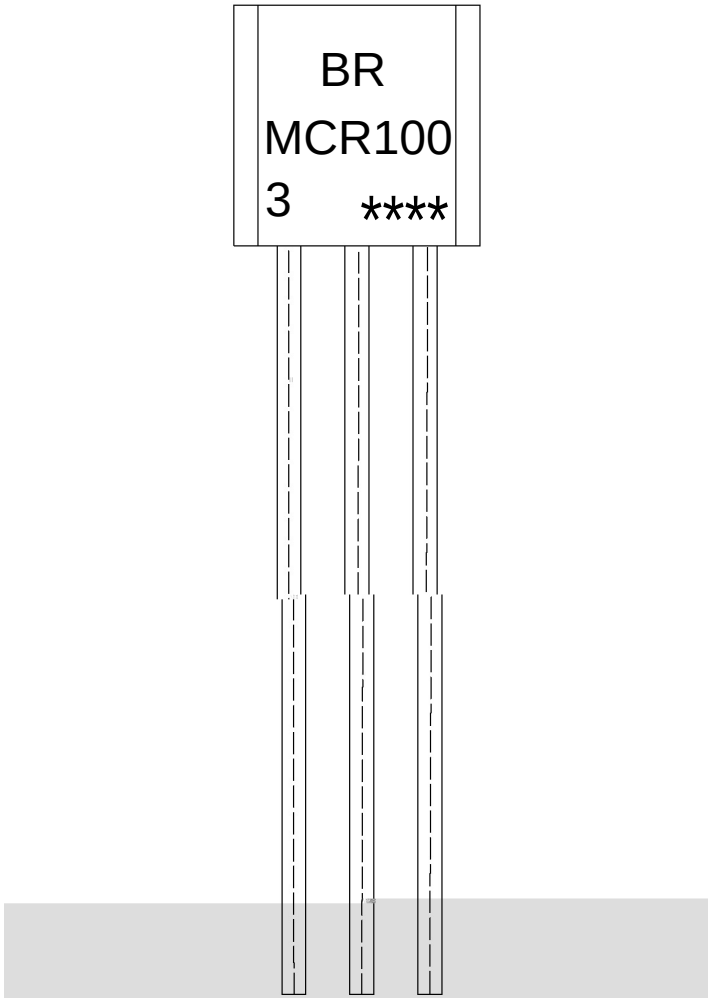

BR

MCR100

3

****

Note:

BR:	Company Code.
MCR100:	Product Type.
3	Specification Code
****:	Lot No. Code, code change with Lot No.

( ) / Temperature Profile for Dip Soldering(Pb-Free)

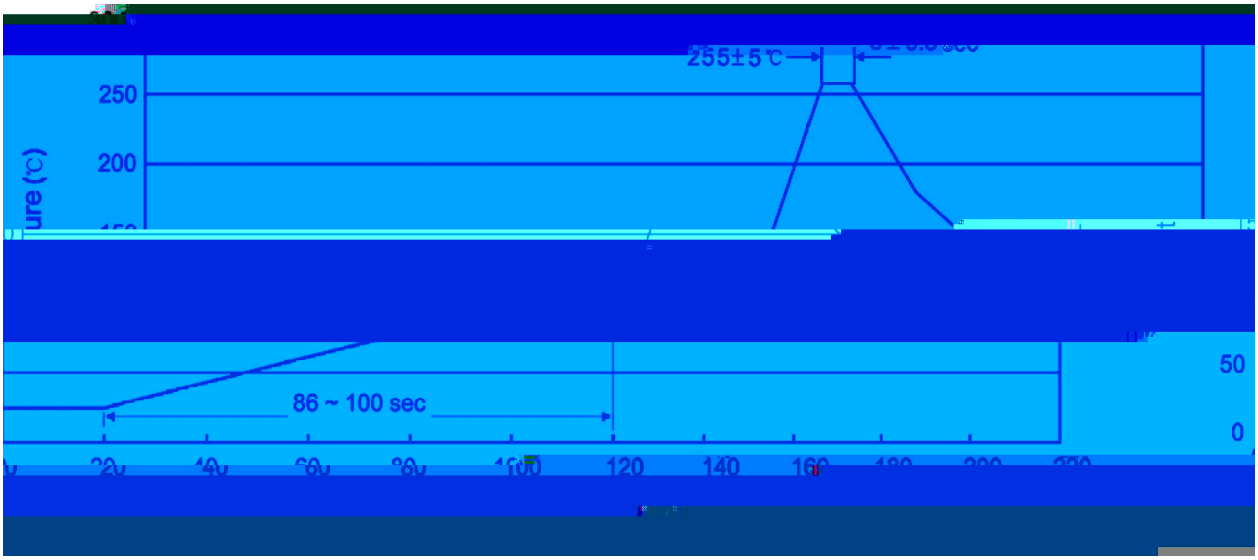

				Note:	
1	25	150	60	90sec;	1.Preheating:25~150 , Time:60~90sec.
2	255±5			5±0.5sec;	2.Peak Temp.:255±5 , Duration:5±0.5sec.
3		2	10	/sec.	3. Cooling Speed: 2~10 /sec.

/ Resistance to Soldering Heat Test Conditions

270±5	10±1 sec.	Temp.:270±5	Time:10±1 sec

/ Packaging SPEC.

/ BULK

Package Type	Units					Dimension		(unit mm3)
	Units/Bag /	Bags/Inner Box /	Units/Inner Box /	Inner Boxes/Outer Box /	Units/Outer Box /	Bag	Inner Box	Outer Box
TO-92	1,000	10	10,000	5	50,000	135×190	237×172×102	560×245×195
	1,000	10	10,000	10	100,000	135×190	237×172×102	560×245×375

/ AMMO

Package Type	Units					Dimension	(unit mm3)
	Units/tape /	Tape/Inner Box /	Rows/Inner Box /	Inner Boxes/Outer Box /	Units/Outer Box /	Inner Box	Outer Box
TO-92	3,000	1	120	10	30,000	328×230×42	480×346×235 547×407×268

/ Notices