SOT-23 NPN Silicon NPN transistor in a SOT-23 Plastic Package.

Low noise, high gain.

Parameter	Symbol	Rating	Unit
Collector to Base Voltage	V_{CBO}	30	V
Collector to Emitter Voltage	V_{CEO}	25	V
Emitter to Base Voltage	V_{EBO}	4.5	V
Collector Current	I_C	100	mA
Collector Power Dissipation	P_C	350	mW
Junction Temperature	T_j	-55 150	
Storage Temperature Range	T_{stg}	30	V

Parameter	Symbol	Test Conditions	Min	Typ	Max	Unit
Collector to Base Breakdown Voltage	V_{CBO}	I_C=100μA I_E=0	30			V
Collector to Emitter Breakdown Voltage	V_{CEO}	I_C=1.0mA I_B=0	25			V
Collector Cut-Off Current	I_{CBO}	V_{CB}=15V I_E=0			50	nA
Emitter Cut-Off Current	I_{EBO}	V_{EB}=4.5V I_C=0			100	nA
DC Current Gain	$h_{FE(1)}$	V_{CE}=5.0V I_C=100μA	400		1200	
	$h_{FE(2)}$	V_{CE}=5.0V I_C=1.0mA	450			
	$h_{FE(3)}$	V_{CE}=5.0V I_C=10mA	400			
Collector-Emitter Saturation Voltage	V	=4.5V 5920( )4712JET57.3 35921731484.08 01499.2(1 T)-7084.0V40.58 324 0.4802 T62f217.38 378				

/ Electrical Characteristic Curve

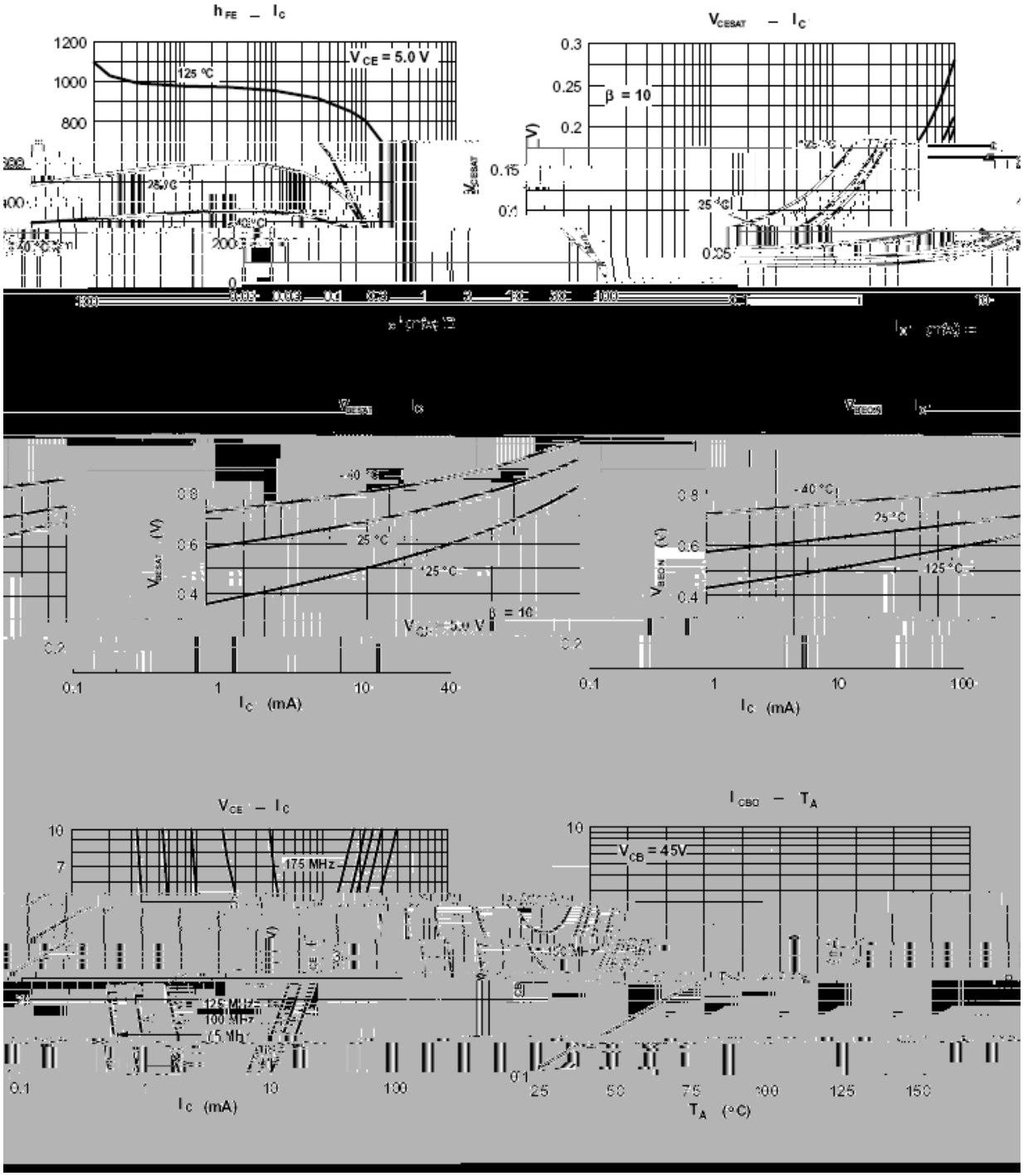

/ Package Dimensions



/ Marking Instructions

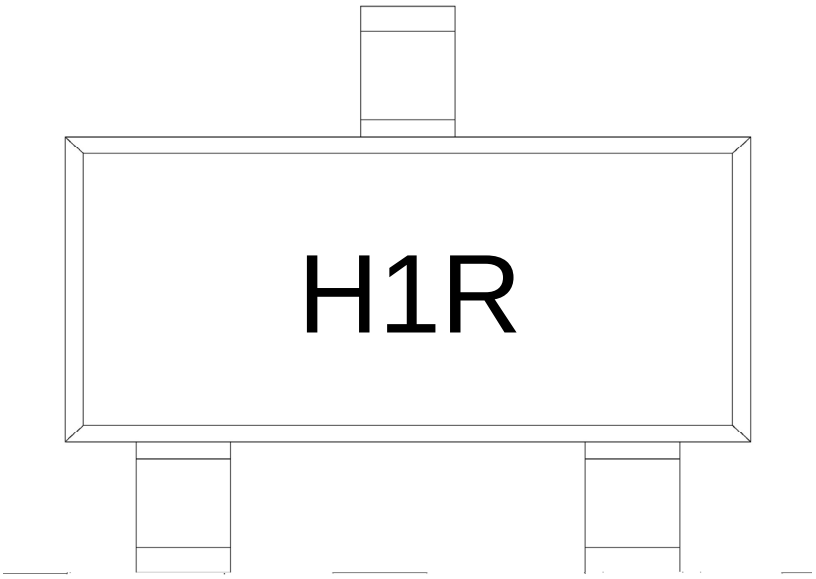

H

1R

Note:

H	Company Code
1R	Product Type

( ) / Temperature Profile for IR Reflow Soldering(Pb-Free)

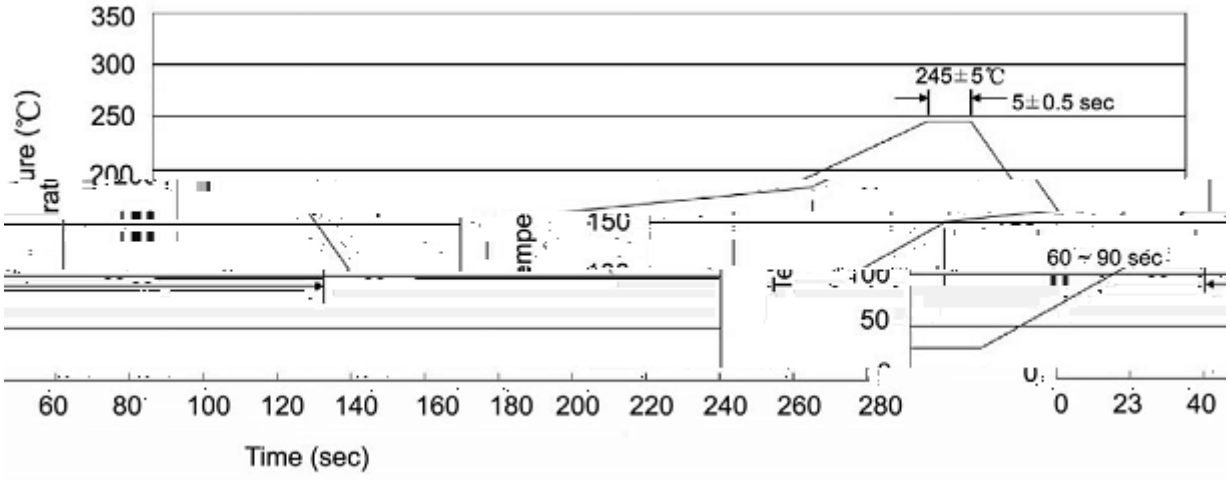

Note:

1	25	150	60	90sec;	1.Preheating:25~150 , Time:60~90sec.
2	245±5			5±0.5sec;	2.Peak Temp.:245±5 , Duration:5±0.5sec.
3		2	10	/sec.	3. Cooling Speed: 2~10 /sec.

/ Resistance to Soldering Heat Test Conditions

260±5	10±1 sec.	Temp.:260±5	Time:10±1 sec

/ Packaging SPEC.

/ REEL

Package Type	Units					Dimension		(unit mm^3)
	Units/Reel /	Reels/Inner Box /	Units/Inner Box /	Inner Boxes/Outer Box /	Units/Outer Box /	Reel	Inner Box	Outer Box
SOT-23	3,000	10	30,000	6	180,000	7 ×8	180×120×180	390×385×205