MPSA94D

Rev.A Jun.-2016

DATA SHEET

/ Descriptions

WR0585 ṂṂ Ł SQS ÆṀ ч s ǁ ˥ Silicon PNP transistor in a TO-252 Plastic Package.

/ Features

ǟ я ﾈ

High voltage.

/ Applications

ﾈ̂ ﾈ ɔ я í ɔ ﾋ

High voltage control circuit.

/ Equivalent Circuit

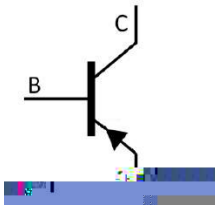

/ Pinning



PIN1 χ Base PIN 2,4 χ Collector PIN 3 χ Emitter

/ hFE Classifications & Marking

ð м ˥ ب ˝ See Marking Instructions.

v ̈Ω̣ Parameter	ϟ N Symbol	̈Ω̣Ö Rating	D Ӈ Unit
Collector to Base Voltage	V_{CBO}	-400	V
Collector to Emitter Voltage	V_{CEO}	-400	V
Emitter to Base Voltage	V_{EBO}		

/ Electrical Characteristic Curve

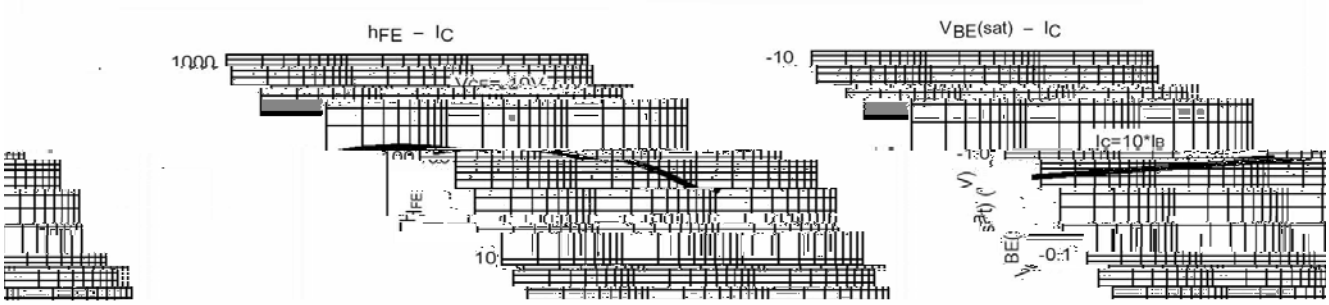

/ Marking Instructions

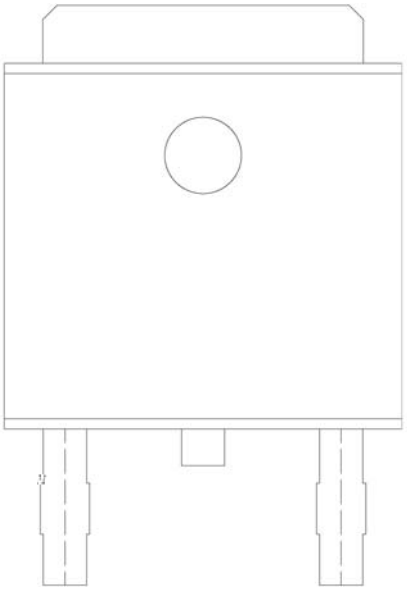

ب ˝ χ

EU= ⌘ ⅔ ᴵ Ɱ

D<7G χ ⌘ ⅔ ᴺ Ɱ

---- χ

( ) /

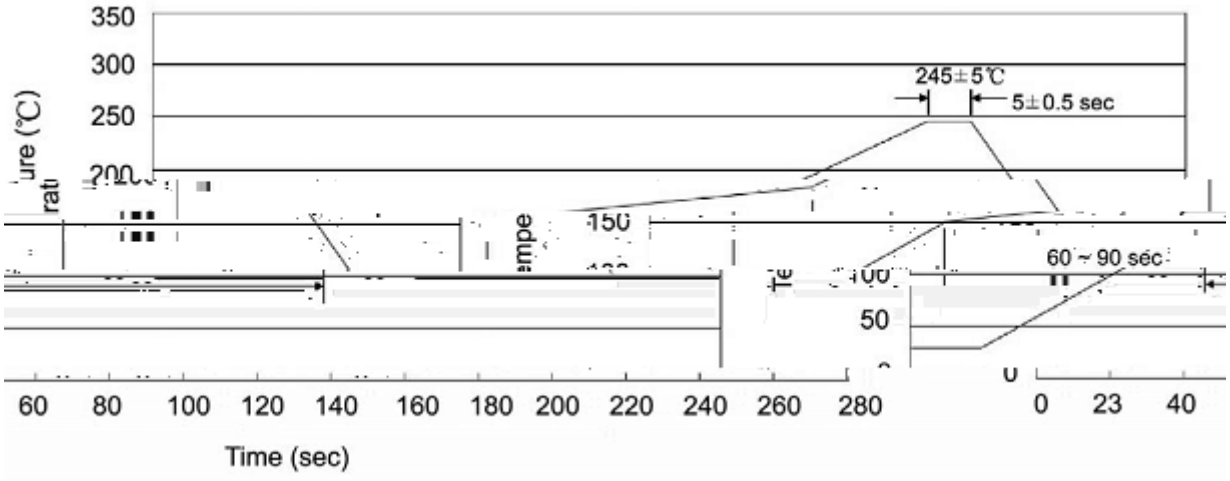

ب ˝ χ

1 أ ♬ □ ỷ 25 Ḱ 150 ł ı `H ڑ 60 Ḱ 90sec;

2 Š Ö □ ỷ 245 ° 5 ł ı `H ڑ ˙Y ⺈ ⺾ 5 ° 0.5sec;

3 ì ˙ ⺈ ˛ ɔ ھ ỷ ⺾ 2 Ḱ 10 ł /sec.

Note:

1.Preheating:25~150 ł , Time:60~90sec.

2.Peak Temp.:245 ° 5 ł , Duration:5 ° 0.5sec.

3. Cooling Speed: 2~10 ł /sec.

/ Resistance to Soldering Heat Test Conditions

□ ỷ χ 260 ° 5 ł `H ڑ χ 10 ° 1 sec. Temp.:260±5 Time:10±1 sec

/ Packaging SPEC.

ɔ` γ ŁŁ / REEL

Package Type	Units					Dimension (unit mm^3)		
	Units/Reel /	Reels/Inner Box /	Units/Inner Box /	Inner Boxes/Outer Box /	Units/Outer Box /	Reel	Inner Box	Outer Box
TO-252	2,500	2	5,000	5	25,000	13 ×16	360×360×50	385×257×392

˘ ˥ γ ŁŁ / TUBE

Package Type	Units					Dimension (unit mm^3)		
	Units/Tube /	Tubes/Inner Box /	Units/Inner Box /	Inner Boxes/Outer Box /	Units/Outer Box /	Tube	Inner Box	Outer Box
TO-251/252	75	48	3,600	5	18,000	526×20.5×5.25	555×164×50	575×290×180