/ Descriptions

WR0553IDF ṂṂ Ŧ ʌ ȍ Õ ʰ‿ ‖ ˥

/ Features

ᵖ̂ ̀ ȧ Ṫ ̊ ˡ ꜝ ʌ ȍ Õ ʰ‿ ‖ ˥ ˡ ʊ ω ̣ Ḥ r ᵇ ◖ ɔ ⁻ ˢ ˡ ˎ ó

/ Applications

ᵗ̂ ˢ ˡ ˢ ʁ ᶻ ɔ ‖ ̃Ω ‖‿ ‖ ˥ ˡ ʌ ‖‿ ‖ ˥

/ Equivalent Circuit

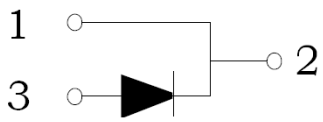

/ Pinning



X X

/ h_{FE} Classifications & Marking

ȍ M ˥ ب ˝

/ Absolute Maximum Ratings(Ta=25)

V ̈Ω̣	ɬ N	̈Ω̣Ö	D Ĥ
		×	
	θ		

/ Electrical Characteristics(Ta=25)

V ̈Ω̣	ɬ N	⊥ ⁝ ǂ ⊤	ω̣ ṇ Ö	Ɛ ʒ Ö	ω̣ ᶻ Ö	D Ĥ
						μ

├2

Æ ɤ ǁ ~ ⊞ ⊥ ⁝ `H ɔ ıΩ ó ˛ ˚ N5 ♬ ω̣̃ Z 2

ᵗ ˚ ˝ ˛ ├ ˝ ı ̈Ω̣Ö ⌘ A ᵗ D ⊞ V ̈Ω̣ 2

/ Electrical Characteristic Curve

/ PackageDimensions



/ Marking Instructions



ب ˝ χ

χ ⱶ ⱷ ᴵ ⱹ

P XUI ; 93 χ ⱶ ⱺ ᵝ ⱻ ᴺ

---- χ ⱶ ⱺ ⱺ ⱻ ᴺ ⱹ ⱺ ⱺ ⱺ ⱻ ᴺ ⱼ ⱽ

P XUI ; 93 χ

( ) / Temperature Profile for Dip Soldering(Pb-Free)

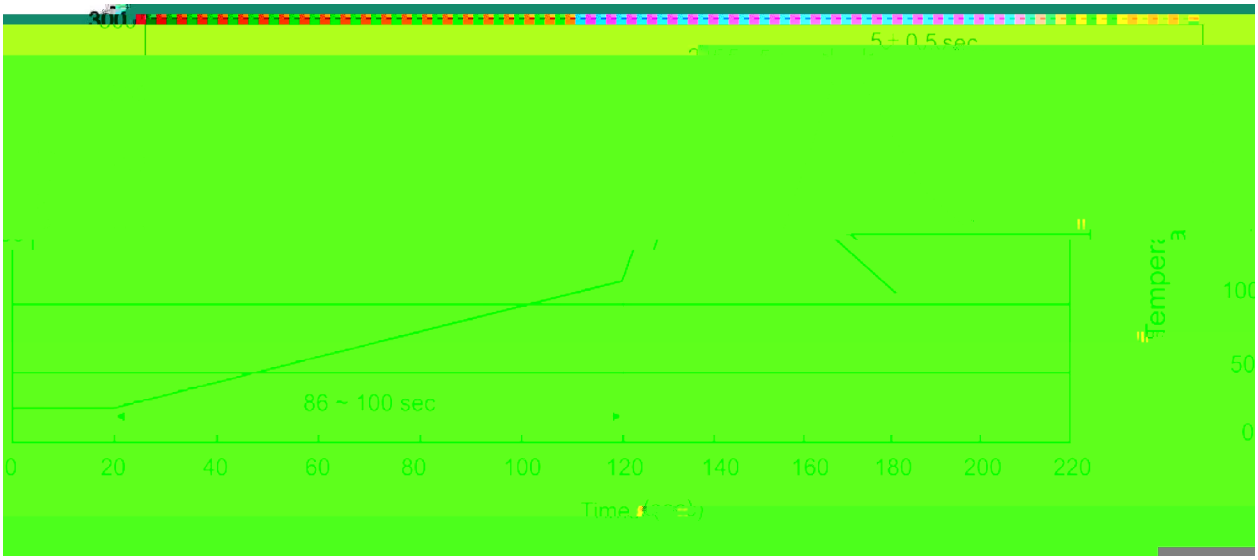

/ Resistance to Soldering Heat Test Conditions

/ Packaging SPEC.

/ Notices