/ Descriptions

SOD-523
Schottky Diode in a SOD-523 Plastic Package.

/ Features

Low forward voltage drop, HF Product.

/ Applications

General purpose.

/ Equivalent Circuit



/ Pinning





PIN1: Cathode PIN2: Anode

/ Marking

Type number	Marking code
RB520S-30	B

/ Absolute Maximum Ratings(Ta=25)

Parameter	Symbol	Rating	Unit
Reverse Voltage	V_R	30	V
Forward Continuous Current	I_F	200	mA
Non-Repetitive Peak Forward Surge Current @t = 8.3ms	I_{FSM}	1	A
Power dissipation	P_D	200	mW
Junction Temperature	T_J	125	
Storage Temperature	Tstg	-55 to +125	

/ Electrical Characteristics(Ta=25)

Parameter	Symbol	Test Conditions	Rating			Unit
Reverse Breakdown Voltage	V_{BR}	I_R=500 A	30			V
Forward Voltage	V_F	I_F=200mA			0.60	V
Peak Reverse Current	I_R	V_R=10V			1.0	A

/ Electrical Characteristic Curve

Fig.1 Power Derating Curve

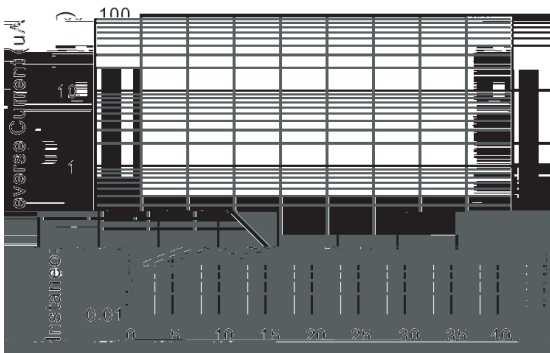

Fig.2 Typical Instaneous Reverse Characteristics

Fig.3 Typical Forward Characteristic



/ Package Dimensions

SOD-523

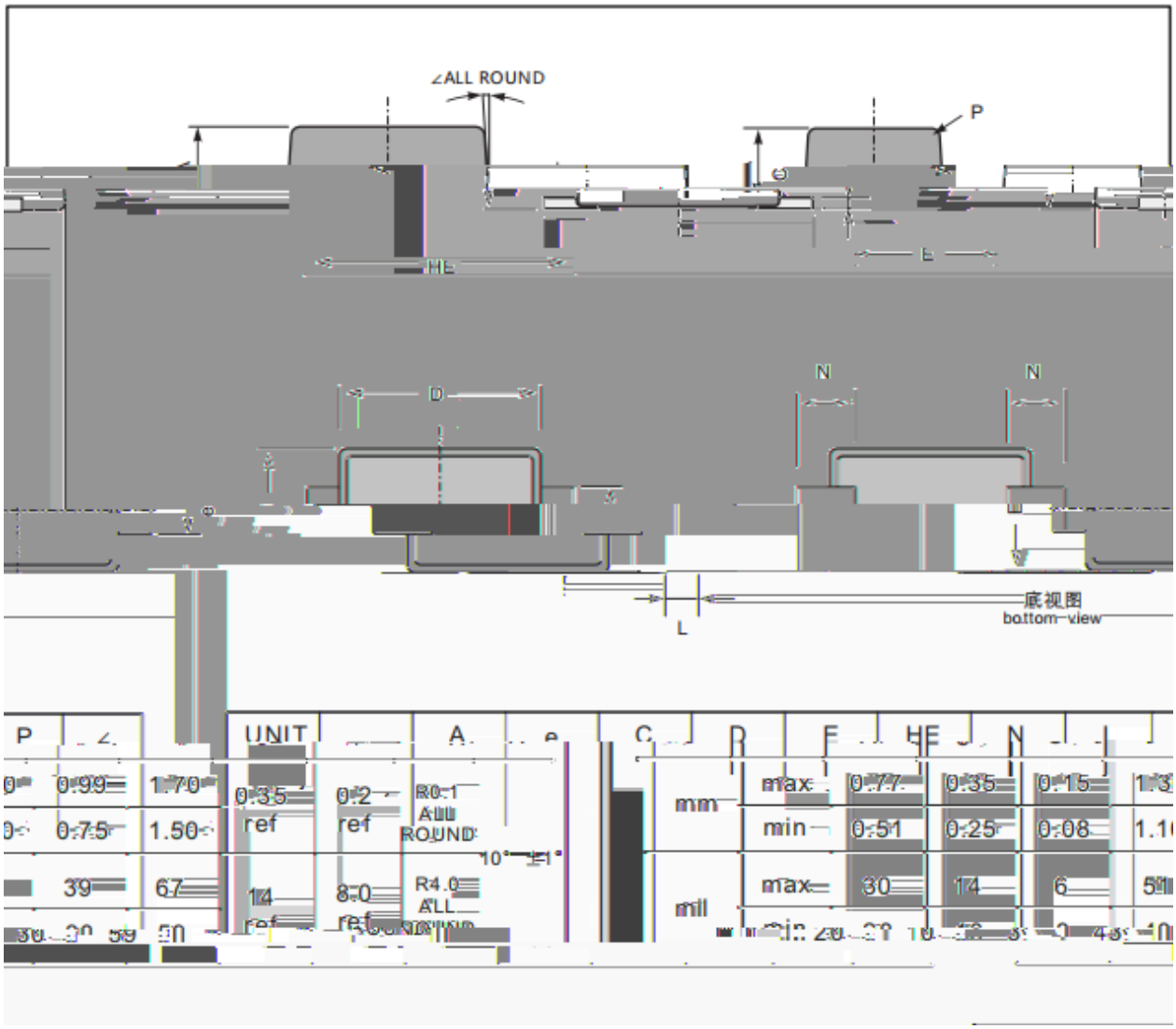

P		UNIT	A		C	R	F	HE	N	
0	0.99	1.70	0.35 ref	0.2 ref	R0.1 ALL ROUND	mm	max	0.77	0.35	0.15	1.3
0	0.75	1.50			10° 11°		min	0.51	0.25	0.08	1.1
39	67	14 ref	8.0 ref		R4.0 ALL ROUND	mil	max	30	14	6	51
30	20	59	50				min	20	10	3	43	40

/ Marking Instructions

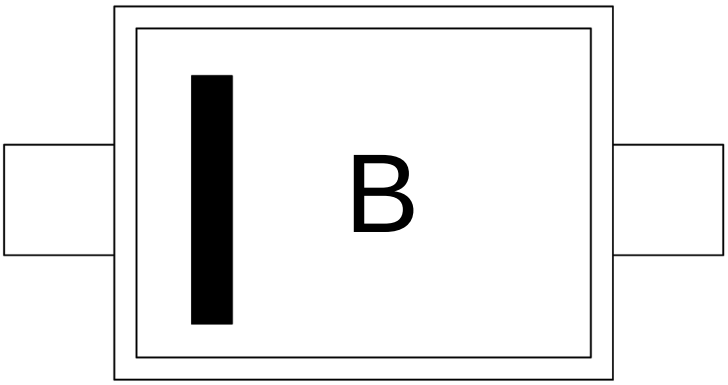

Note:

B : Product Type

( ) /

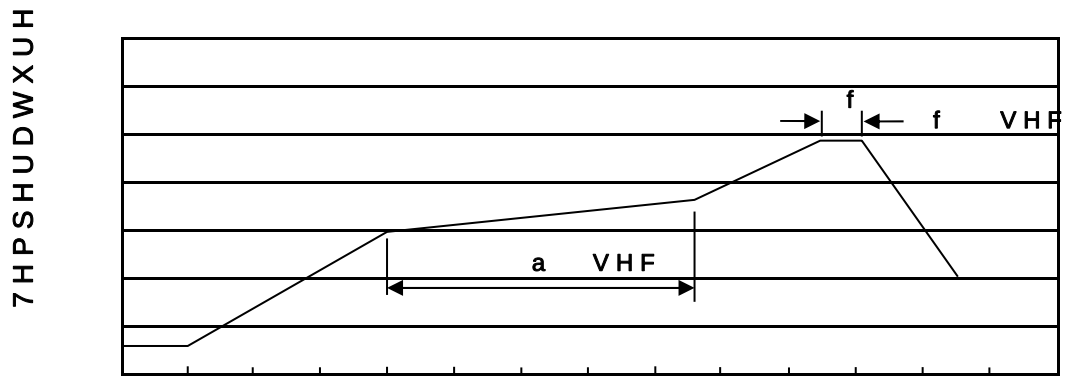

7LPH VHF

		Note:
1	150 180 60 90sec;	1.Preheating:150~180 , Time:60~90sec.
2	245 5 5 0.5sec;	2.Peak Temp.:245 5 , Duration:5 0.5sec.
3	2 10 /sec.	3. Cooling Speed: 2~10 /sec.

/ Resistance to Soldering Heat Test Conditions

260 5 10 1 sec. Temp.:260 5 Time:10 1 sec

/ Packaging SPEC.

/ REEL

Package Type 7>û ˜ E	Units ;>û ¦H					Dimension ;>û p . (unit Æmm³)		
	Units/Reel / --	Reels/Inner Box -- /-	Units/Inner Box /-	Inner Boxes/Outer Box - /1ç	Units/Outer Box /1ç	Reel	Inner Box×	Outer Box1ç
SOD-523	3,000	10	30,000	6	180,000	7 ρ ×8	180×120×180	390×385×205

/ Notices