/ Descriptions

50V~1000V 2.0A SMBF

Surface Mount Superfast Recovery Rectifier,Reverse Voltage 50 to1000V,Forward Current:2.0A, SMBF thin package.

/ Features

RoHS 2011/65/EU

Glass Passivated Chip Junction,Fast reverse recovery time,Lead free in comply with EU R0HS 2011/65/EU directives,For surface mounted applications.Halogen free product.

/ Applications

.

General purpose.

/ Equivalent Circuit



/ Pinning



PIN	DESCRIPTION
1	Cathode
2	Anode

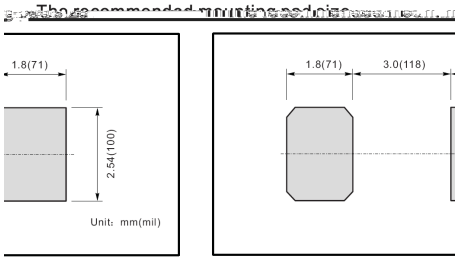

/ Marking

See Marking Instructions.

Parameter	Symbol	Rating							Unit
		RS2ABF	RS2BBF	RS2DBF	RS2GBF	RS2JBF	RS2KBF	RS2MBF	
Maximum Repetitive Peak Reverse Voltage	V_{RRM}	50	100	200	400	600	800	1000	V
Maximum RMS voltage	V_{RMS}	35	70	140	280	420	560	700	V
Maximum DC Blocking Voltage	V_{DC}	50	100	200	400	600	800	1000	V
Maximum Average Forward Rectified Current at T_a= 65	$I_{F\ AV}$	2.0							A
Peak Forward Surge Current 8.3 ms Single Half Sine Wave Superimposed on Rated Load (JEDEC Method)	I_{FSM}	50							A
Typical Junction Capacitance at VR=4V, f=1MHz	C_j	28							pF
Typical Thermal Resistance [2]	$R_{\Theta ja}$ $R_{\theta JC}$	60 18							/W

Operating and Stnt 8.4 -.SMym-5.7(ure R]TJ15(eg)]TJe)]TJE9067 .577 TcC2 ,T0 6 189 533.39754 .46.74jFSM Parameter

/ Electrical Characteristic Curve

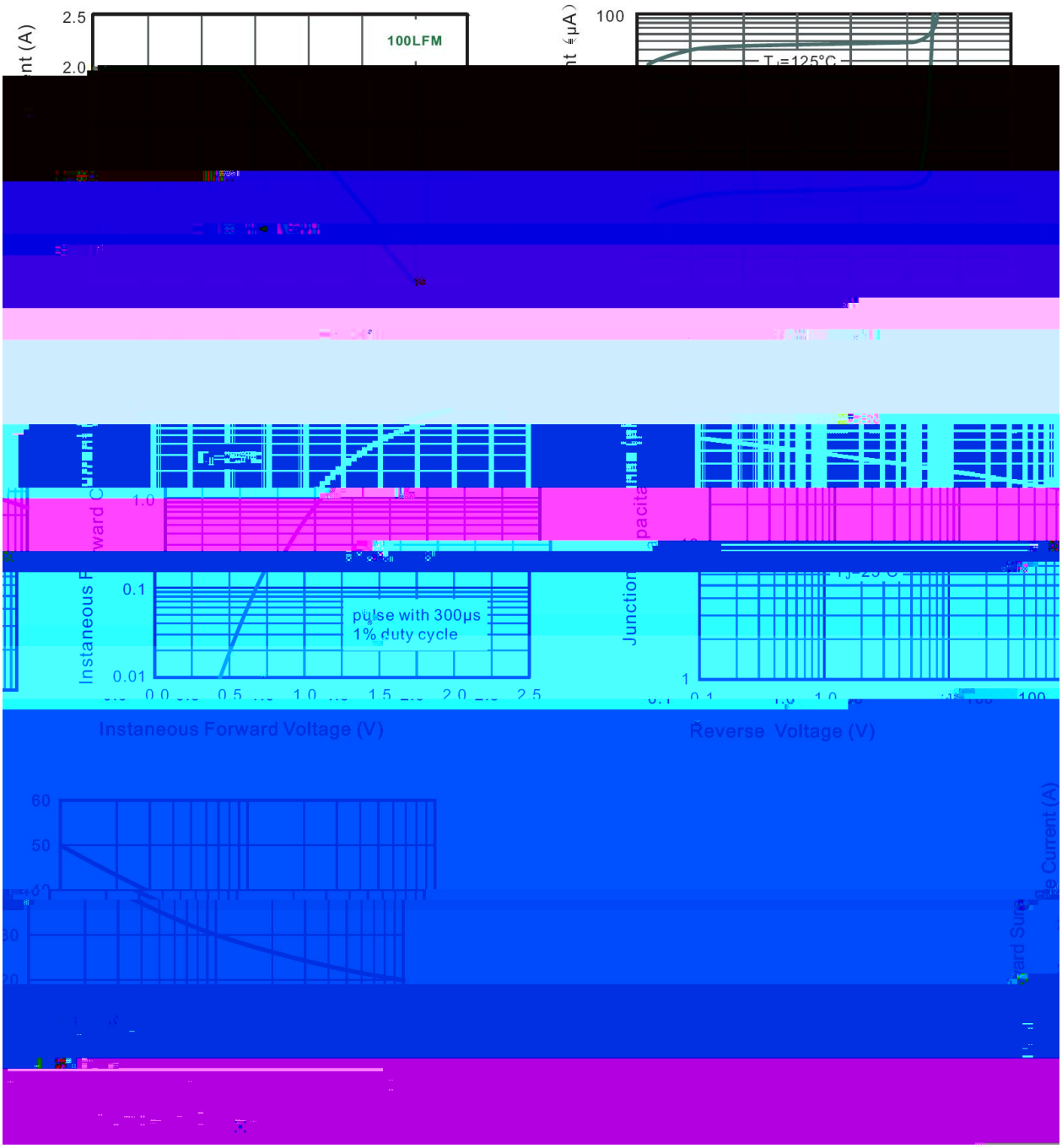

/ Package Dimensions



UNIT		A	C	D	E	H_E	g	g	
mm	max	1.3	0.26	4.4	3.7	5.5	2.2	1.0	
	min								
mil	max	51	10	173	146				
	min	43	7	166	138	200	75		40

/ Marking Instructions

Marking

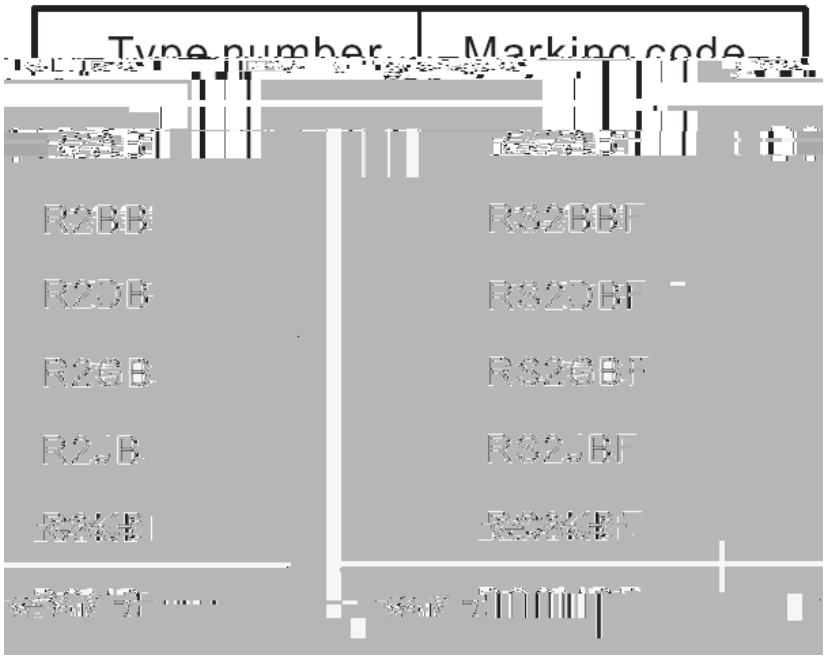

/ Marking Instructions

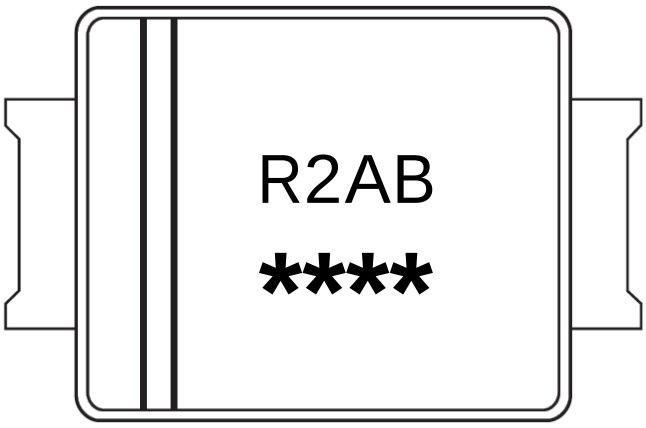

R2AB

**** 1 * 3 *

Note:

R2AB Product Type Code

**** Lot No. Code The 1st * means:YM Code The last 3 * means:little Lot No Code

( ) / Wh p shrdwxrh Prr iioh i r r IU Uhio r w Vr oghriq j +Pe-Frhh,

