@ *f* Parameter	… Z Symbol	*f* › Rating							% y Unit
		RS2AB	RS2BB	RS2DB	RS2GB	RS2JB	RS2KB	RS2MB	
Maximum Repetitive Peak Reverse Voltage	9_{550}	50	100	200	400	600	800	1000	V
Maximum RMS voltage	V_{RMS}	35	70	140	280	420	560	700	V

Ô ? d • Ž ¢ / Electrical Characteristic Curve



, M y ƒ / Marking Instructions

Marking



, M y ƒ / Marking Instructions

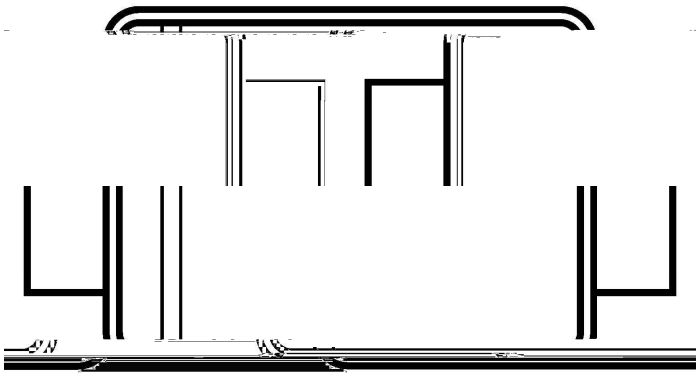

ª ¢ y

8 9 ' y º Z W A

**** y ÿ D Z AÇ A k † v Ã W A k e µ ¢ Ã 4 Z W A

Note:

8 9 ' y Product Type Code

**** y À 0A&— Ø Â 1GrÉ !˜W ” 0The 1stote:

š WD t ... • Ž ¢ (x /) / : K S V K X G Z [X K 6 X U L O R K L U X / 8 8 K L R U] 9 U R J K X O T M 6

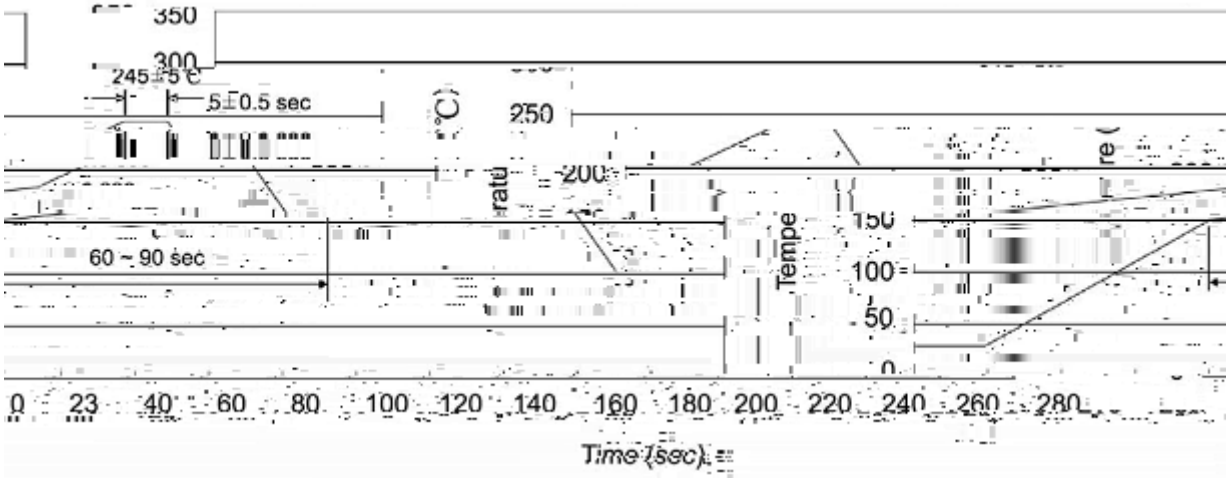

ª ¢ y

1o• Ä ½ “ † 25 ½150 - k ž • 60 ½90sec;

2o• Q › “ † 245 r5 - k ž • 4 Ò 5 r0.5sec;

3o•D N ò i Ò 0 , † 2 ½10 - /sec.

Note:

1.Preheating:25~150 - , Time:60~90sec.

2.Peak Temp.:245 r5 - , Duration:5 r0.5sec.

3. Cooling Speed: 2~10 - /sec.

ÂD /Cã p ¯ »] / Resistance to Soldering Heat Test Conditions

“ † y 260 r5 - ž • y 10 r1 sec.

Temp.:260 r5 - Time:10 r1 sec

G P á / Packaging SPEC.

2 & x / REEL

Package Type ß m ù ´	Units g m ô h					Dimension g m d Ê (unit ! mm³)		
	Units/Reel /	Reels/Inner Box	Units/Inner Box / ç	Inner Boxes/Outer Box ç / ±	Units/Outer Box / ±	Reel	Inner Boxç	Outer Box±
SMB	3000	5	15000	5	75000	7 s ×11	185X180X105	390X385X205

„ Ð y ƒ / Notices