SOT-23 NPN Silicon NPN transistor in a SOT-23 Plastic Package.

S8550M

Complementary pair with S8550M,HF Product.

Power amplifier applications.

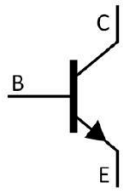

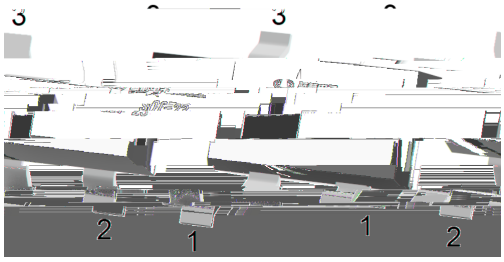

PIN1 Base PIN 2 Emitter PIN 3 Collector

/ h_{FE} Classifications & Marking

h_{FE} Classifications Symbol	B	C	D
h_{FE} Range	9(Nye	7(Nye	30TTJ /0 57.3 264.92 .40 76..47998 re57.3 240.74 .HEE4.18 r19..002.7 240.74 .HI

Parameter	Symbol	Rating	Unit
Collector to B Voltage	V_{CBO}	40	V
Collector to B r Voltage	V_{CEO}	25	V
Emitter to Ba ltage	V_{EBO}	6.0	V
Collector Cur	I_C	800	mA
Base Current	I_B	200	mA
Collector Pow issipation	P_C	200	mW
Junction Tem ture	T_j	150	
Storage Tem ure Range	T_{stg}	-55 150	

Par eter	Symbol	Test Conditions	Min	Typ	Max	Unit
Collector to Bas reakdown Voltage	V_{CBO}	I_C=0.1mA				

/ Electrical Characteristic Curve

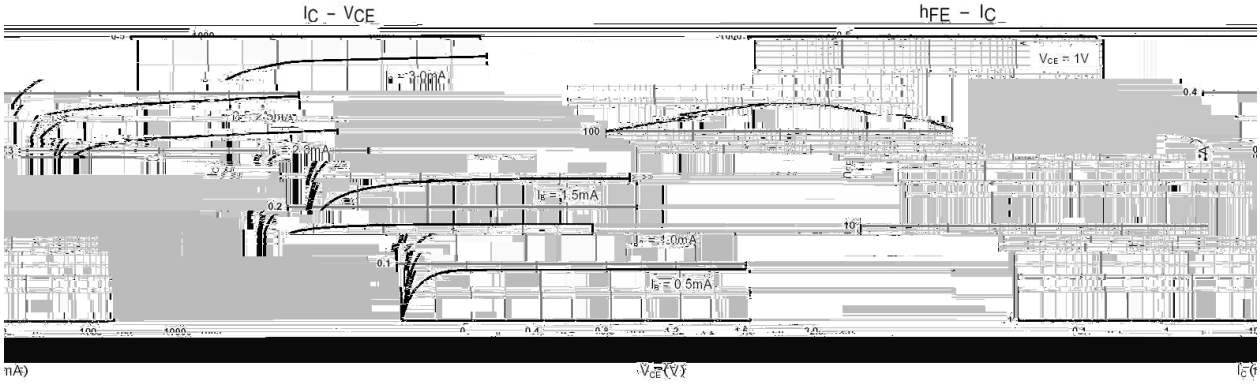

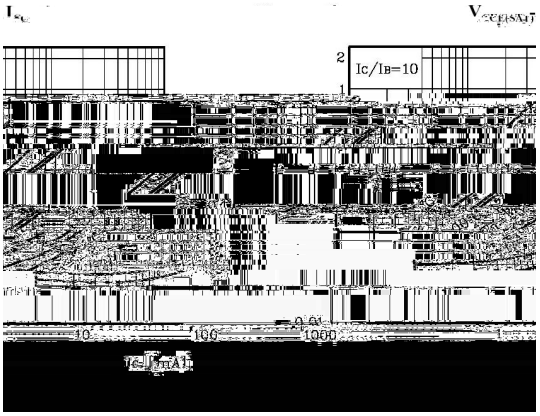

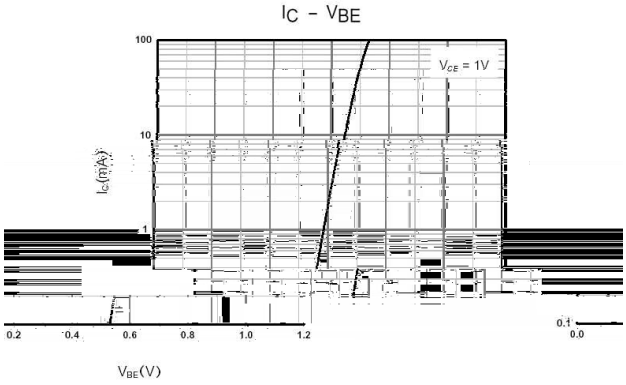

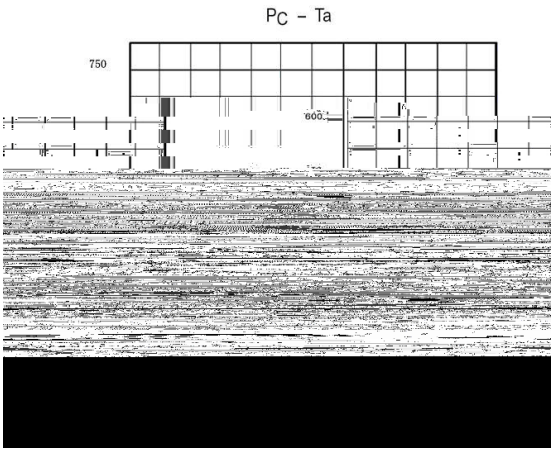

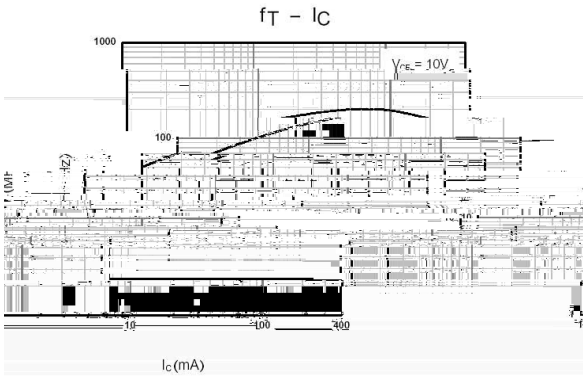

/ Package Dimensions

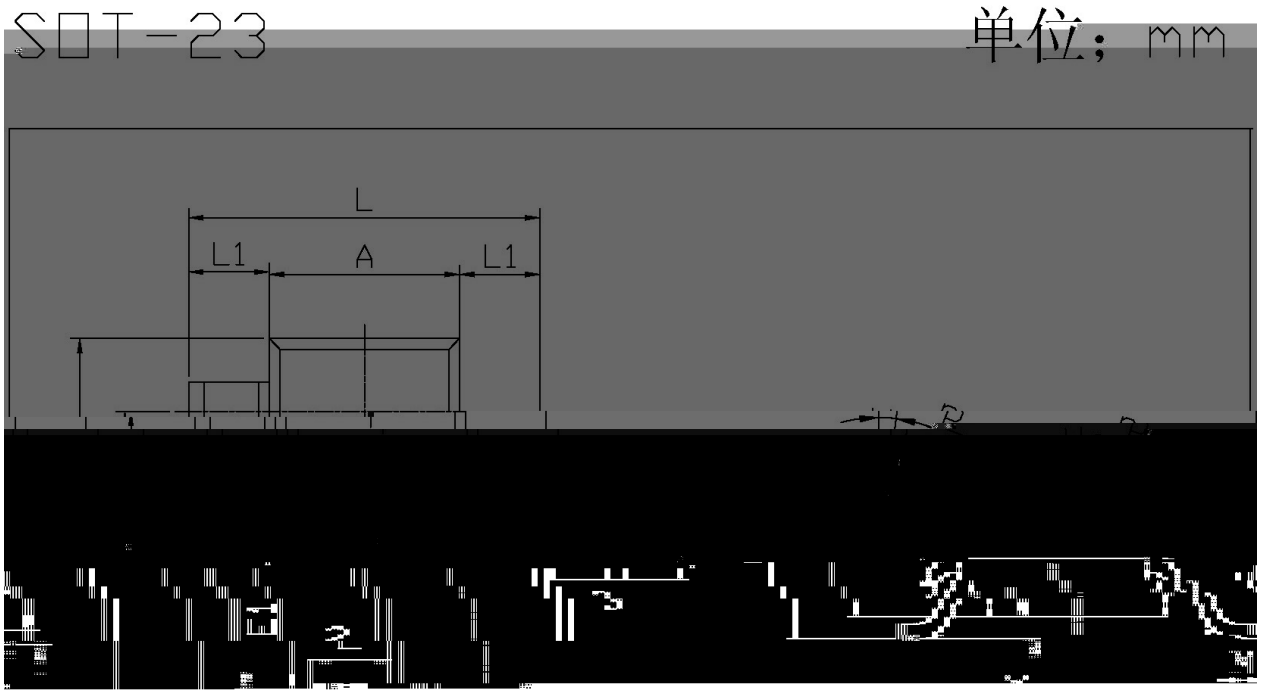

Max				
1.20				
0.20				
0.10				
0.20MIN				

L	2.2	2.7	C	1.30
L1	0.45	0.65	C1	0.90
A	1.15	1.50	c	0.05
B	2.70	3.10	K	0
E	1.70	2.10	M	

/ Marking Instructions

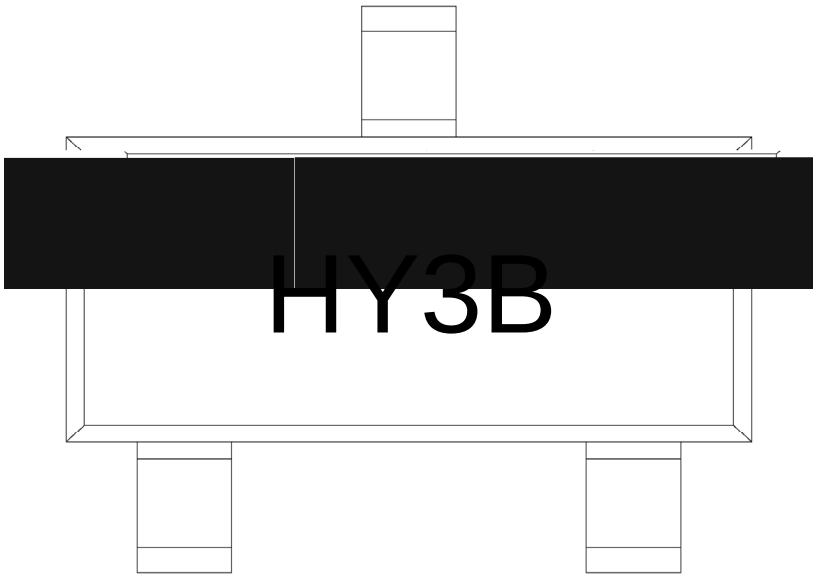

H

Y3

B h_{FE}

Note:

H	Company Code
Y3	Product Type Code
B	h_{FE} Classifications Symbol Code

S8050M

Rev.J May.-2023