			I_{FSM} V_F I_R3 T_a=25℃ 4 I_R 3 T_a=100℃ 4		

SMC

Surface Mount Schottky Barrier Rectifier, Reverse Voltage 20 to 200 V, Forward Current:3.0A ,SMC package.

Low power loss, high efficiency, High forward surge current capability, For use in low voltage, high frequency inverters, and polarity protection applications,For surface mounted applications, HF product.

General purpose.





See Marking Instructions.

Parameter	Symbol	Rating	Unit
Maximum Repetitive Peak Reverse Voltage	V_{RRM}	150	V
Maximum RMS voltage	V_{RMS}	105	V
Maximum DC Blocking Voltage	V_{DC}	150	V
Maximum Average Forward Rectified Current	$I_{F(AV)}$	3.0	A
Peak Forward Surge Current,8.3ms Single Half Sine-wave Superimposed on Rated Load (JEDEC method)	I_{FSM}	100	A
Typical Junction Capacitance[1)]	C_i	350	pF
Typical Thermal Resistance[2)]	$R_{\theta JA}$	50	℃/W
Operating Junction Temperature Range	T_j	-55~+150	℃
Storage Temperature Range	T_{stg}	-55~+150	℃

Note:

1） Measured at 1MHz and applied reverse voltage of 4 V D.C.

2） P.C.B. mounted with 2.0 X 2.0" (5 X 5 cm) copper pad areas.

Parameter	Symbol	Test Conditions	数值 Rating	Unit
Max Instantaneous Forward Voltage	V_F	I_F=3.0A	0.9	V
Maximum DC Reverse Current at Rated DC Reverse Voltage	I_R	T_a=25℃	0.05	mA
		T_a=100℃	1.0	

值


25
50
75
100
125
150
20

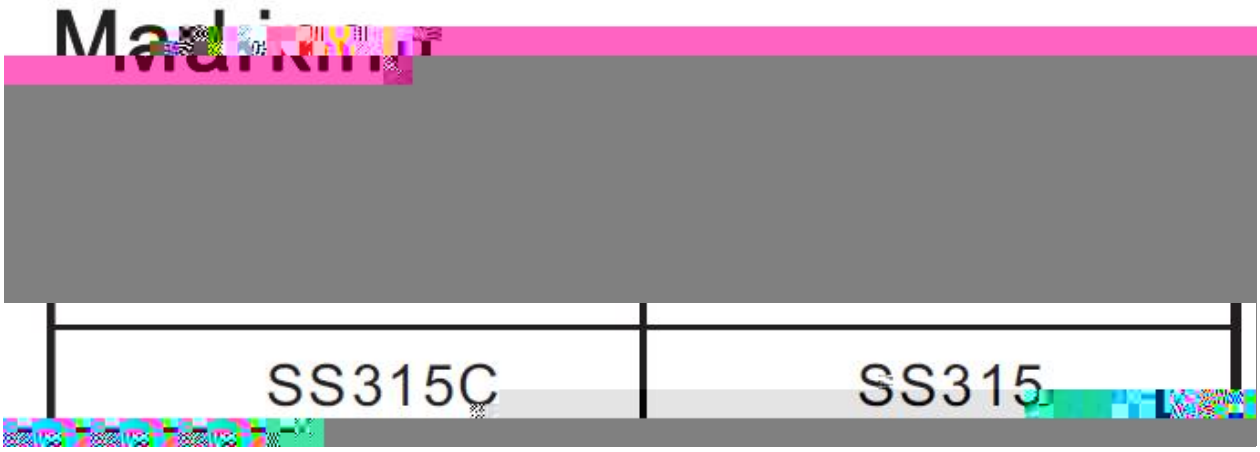
SS315C
SS315

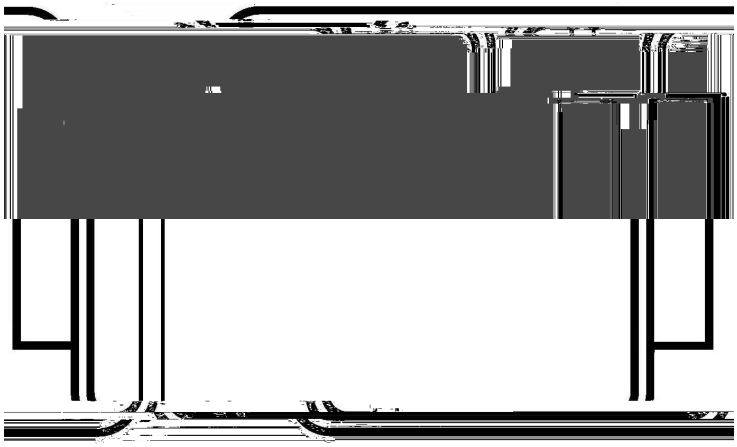

SS315

**** 1 * 3 *

Note:

SS315 Product Ty

Temperature Profile for IR Reflow Soldering(Pb-Free)

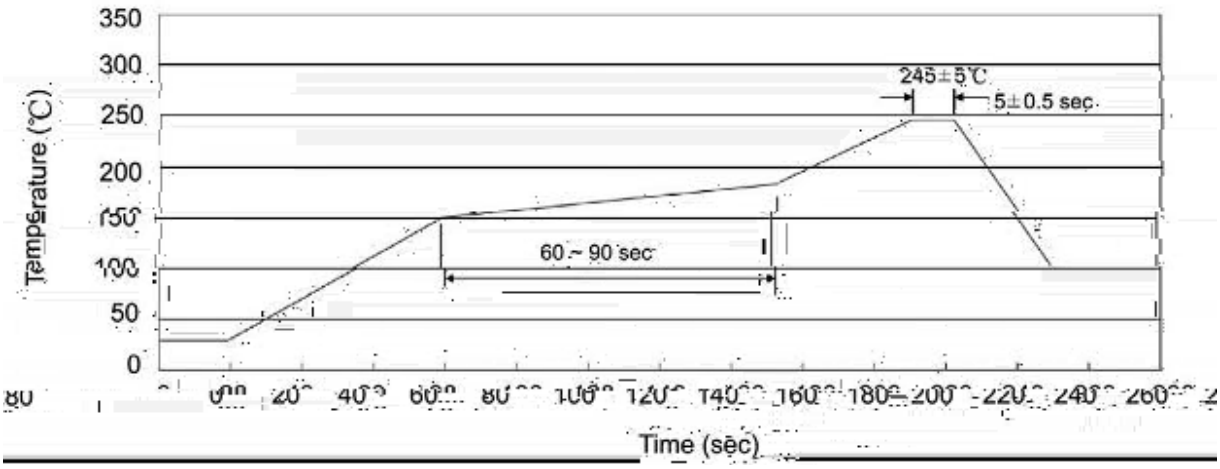

							Note:
1		150	180		60	90sec;	1.Preheating:150~180℃, Time:60~90sec.
2		245±5				5±0.5sec;	2.Peak Temp.:245±5℃, Duration:5±0.5sec.
3				2	10℃/sec.		3. Cooling Speed: 2~10℃/sec.