/ Descriptions

´ ˛ ˚ Ł ⸗ ᵍ Ǫ̃ ⸗ ‖ ˥ ı ɾ ᵇ ɔ я χ 53¢533Y ı* ᵇ ɔ ⸗ χ 6ı3D ı ʔ ʒ SMAF Ṃ Ł
Surface Mount Schottky Barrier Rectifier, Reverse Voltage 20 to 200 V, Forward Current 3.0A,SMAF thin package.

/ Features

Ḥ ı ǟ ı ω̃ ' ɹ ı ⸗ ⸗ ɔ ⸗ ʑ ı ɡ ɾ̃ ̂ ̂ Ḥ я ɹ ɭ ʃ̃ ψ ʜ ⊃ ‖ ó ʒ ï ı ɡ ɾ̃ ̂ ̂ ´ ˛ ˚ Ł ṇ̀ ɾ β
Low power loss, high efficiency, High forward surge current capability, For use in low voltage, high frequency inverters, and polarity protection applications, For surface mounted applications. Halogen free product.

/ Applications

˘ ɾ ں ı
General purpose.

/ Equivalent Circuit



/ Pinning



PIN	DESCRIPTION
1	Cathode
2	Anode

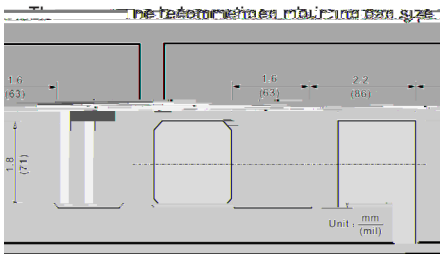

/ Marking

ð м ˥ ب ˝ See Marking Instructions.

v ˝Ω Parameter	˧ N Symbol	˝Ω Ö Rating									D Ӈ Unit
		SS32F	SS34F	SS34AF	SS36F	SS38F	SS310F	SS312F	SS315F	SS320F	
Maximum Repetitive Peak Reverse Voltage	V_{RRM}	20	40	45	60	80	100	120	150	200	V
Maximum RMS voltage	V_{RMS}	14	28	31.5	42	56	70	84	105	140	V

/ Electrical Characteristic Curve



/ Package Dimensions

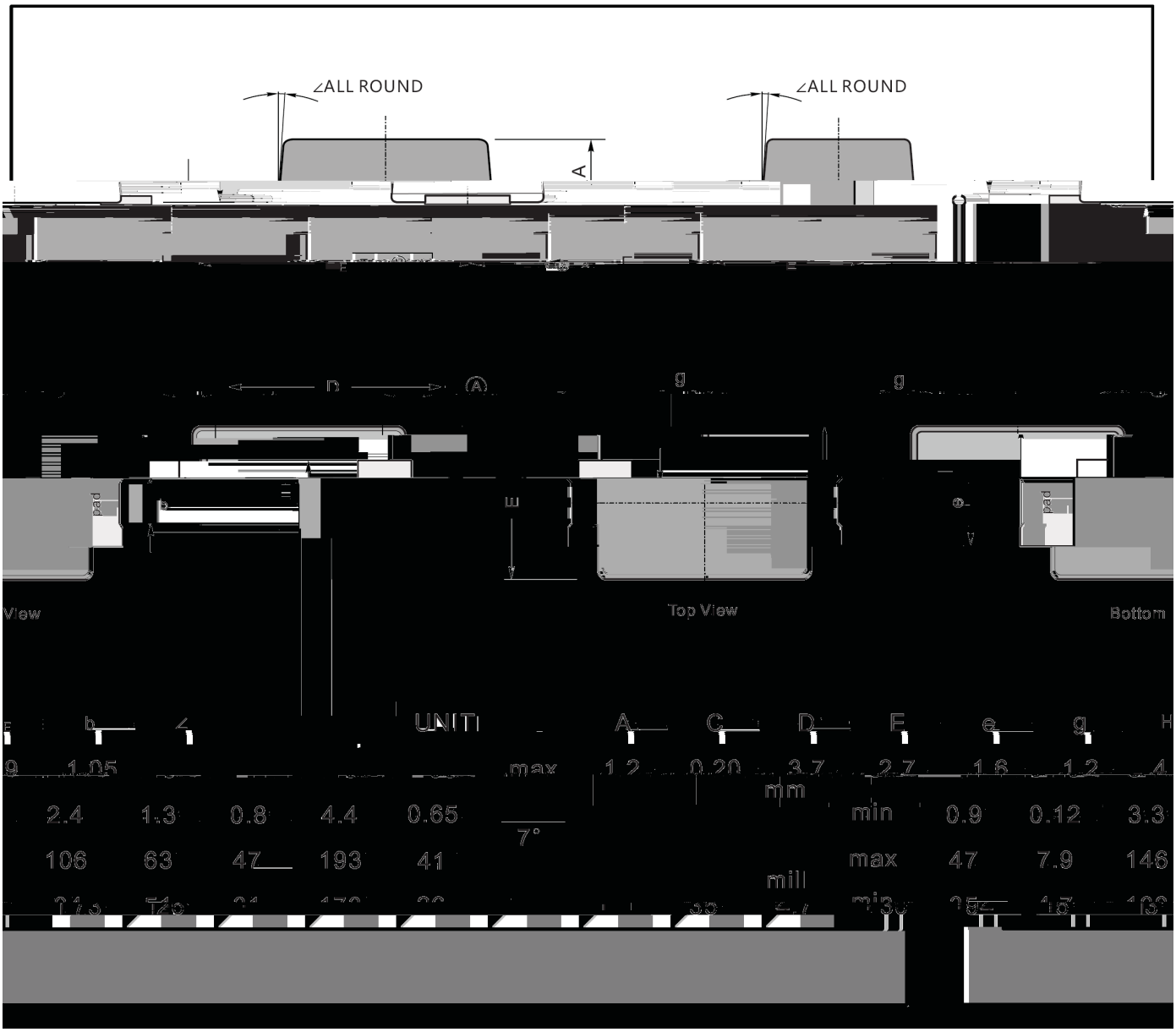

/ Marking Instructions



/ Marking Instructions

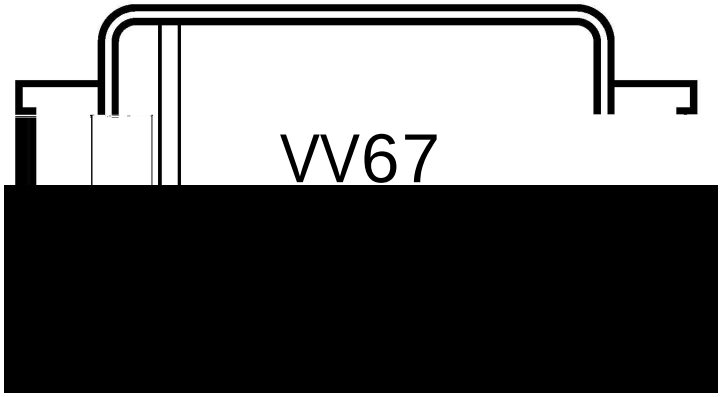

ب ˝ χ

VV67 χ ѭ ʒ ᴺ Ɱ

******** χ ѭ ɨ ɟ ŋ̈ ᴺ گ . ı ᴹ 4 Ѧ ***** ѭ ẉ ώ Ɱ ı ᵃ ˳ 6 Ѧ ***** ѭ Ẹ ώ ṇ ŋ̈ ᴺ Ɱ

Note:

VV67 χ Product Type Code

******** χ Lot No. Code ıThe 1st ***** means:YM Code ıThe last 3 ***** means:little Lot No Code

( ) / Temperature Profile for IR Reflow Soldering(Pb-Free)

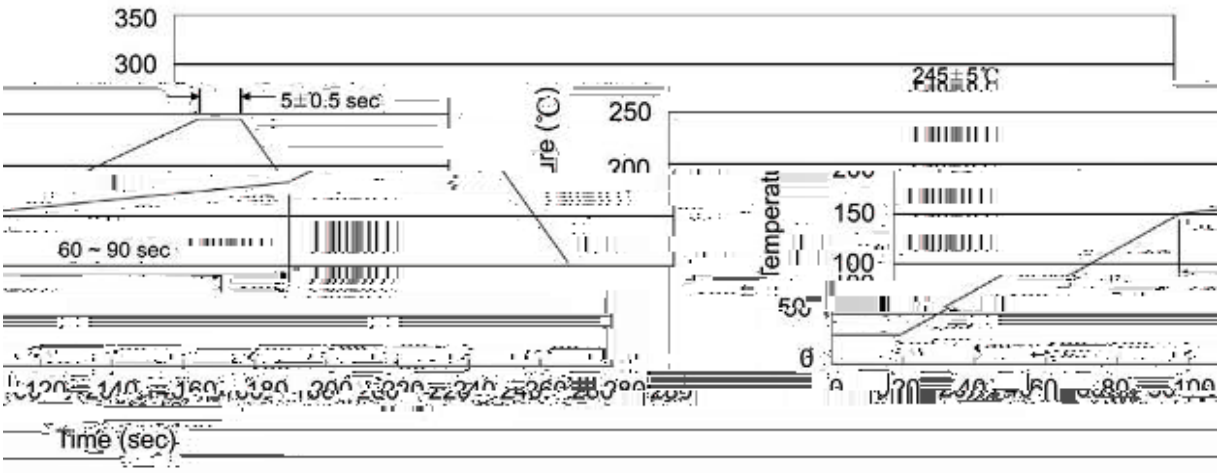

ب ˝ χ

1 ǂ ♬ □ ỷ 150 Ḱ 180 ɫ ı `H ڑ 60 Ḱ 90sec;

2 Š Ö □ ỷ 245 ° 5 ɫ ı `H ڑ ˋY ⺈ ⺮ 5 ° 0.5sec;

3 ì ˙ ⺈ ˛ ɔ ھ ỷ ⺮ 2 Ḱ 10 ɫ /sec.

Note:

1.Preheating:150~180 ɫ , Time:60~90sec.

2.Peak Temp.:245 ° 5 ɫ , Duration:5 ° 0.5sec.

3. Cooling Speed: 2~10 ɫ /sec.

/ Resistance to Soldering Heat Test Conditions

□ ỷ χ 260 ° 5 ɫ `H ڑ χ 10 ° 1 sec. Temp.:260 ° 5 ɫ Time:10 ° 1 sec

/ Packaging SPEC.

ɔ` γ ⊢ / REEL

Package Type