## / Descriptions

TO-220 PNP Silicon PNP transistor in a TO-220 Plastic Package.

## / Features

TIP41

Complement to TIP41.

## / Applications

Medium power linear switching applications.

## / Equivalent Circuit

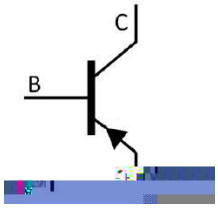


## / Pinning




PIN1 Base PIN 2 Collector PIN 3 Emitter

## / $h_{FE}$ Classifications & Marking

See Marking Instructions.

## / Electrical Characteristic Curve



## / Package Dimensions

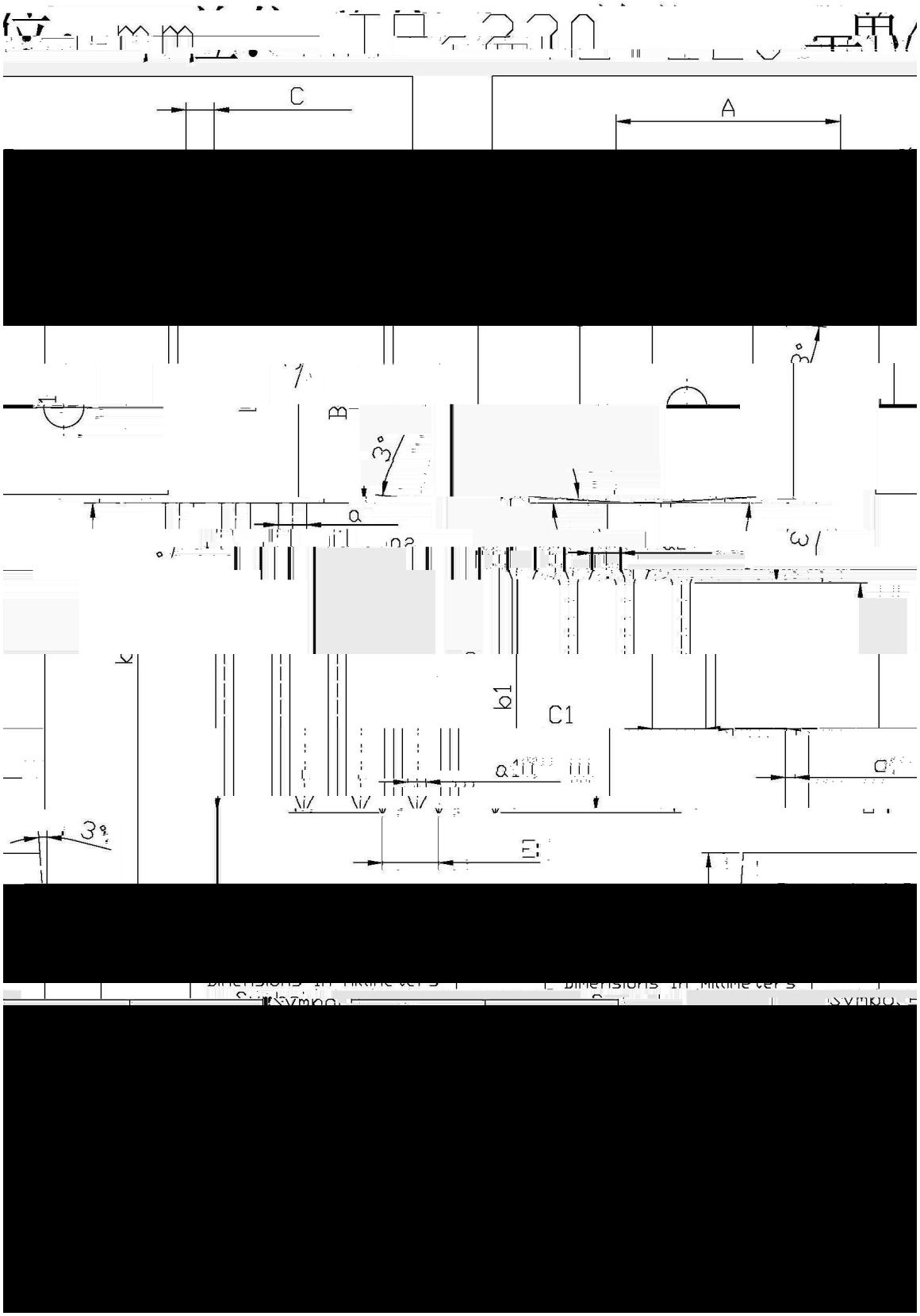

## / Marking Instructions

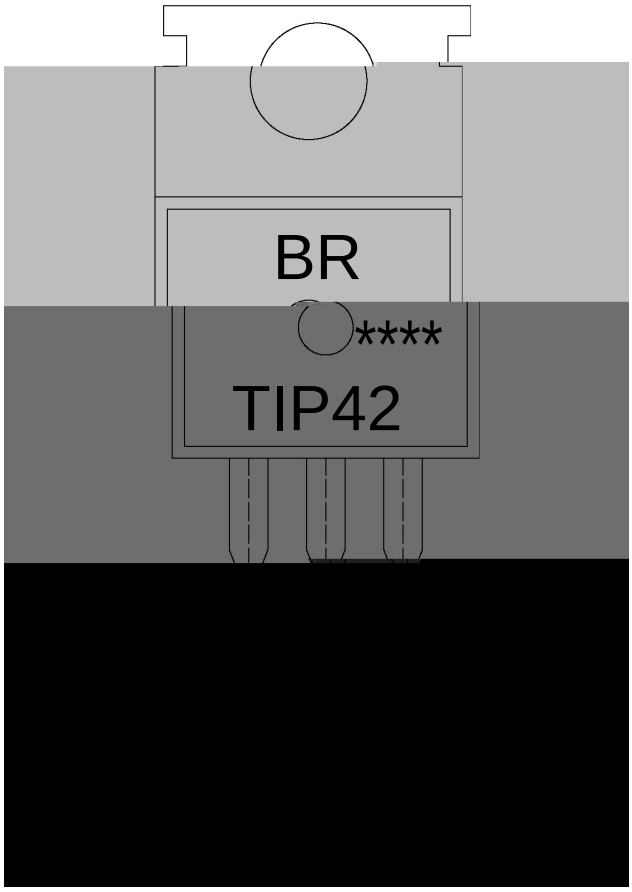


BR

TIP42

****

Note:

| | |
|---|---|
| BR: | Company Code |
| TIP42: | Product Type. |
| ****: | Lot No. Code, code change with Lot No. |

## ( ) / Temperature Profile for Dip Soldering(Pb-Free)

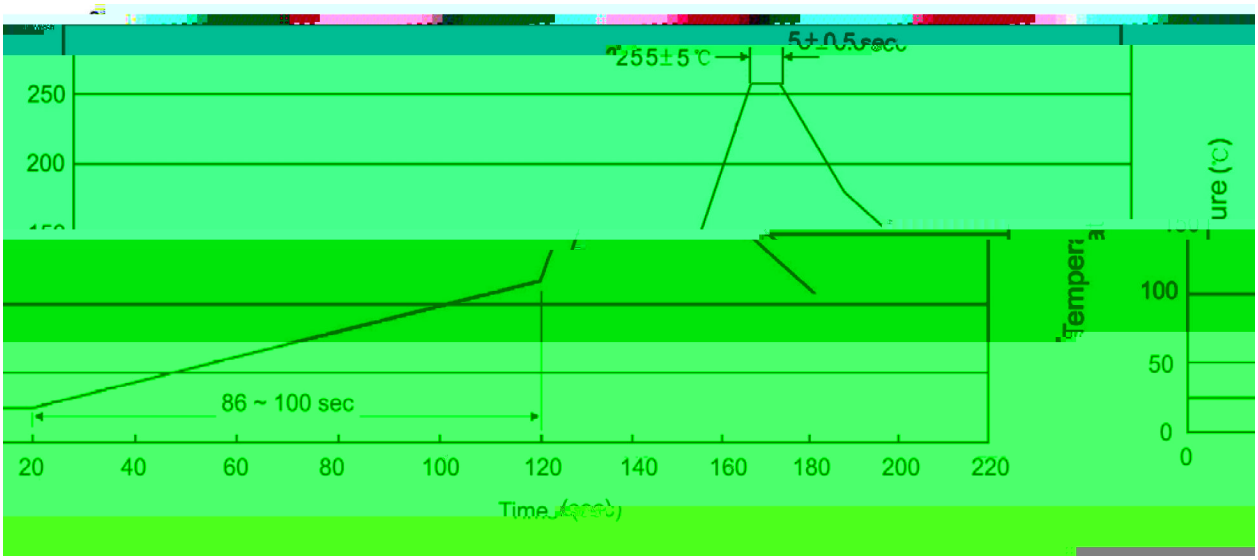


| | | | | | |
|---|---|---|---|---|---|
| | | | | | Note: |
| 1 | 25 | 150 | 60 | 90sec; | 1.Preheating:25~150 , Time:60~90sec. |
| 2 | 255±5 | | | 5±0.5sec; | 2.Peak Temp.:255±5 , Duration:5±0.5sec. |
| 3 | | 2 | 10 | /sec. | 3. Cooling Speed: 2~10 /sec. |

## / Resistance to Soldering Heat Test Conditions

| | | | |
|---|---|---|---|
| 270±5 | 10±1 sec. | Temp.:270±5 | Time:10±1 sec |

## / Packaging SPEC.

/ BULK

| Package Type | Units | | | | Dimension (unit mm$^3$) |
|---|---|---|---|---|---|
| | Units/Bag / | Bags/Inner Box / | Units/Inner Box / | In | |